
iTunes Heuristic Evaluation Report



**Emily Tennant
Dino Anastasia
Cara D'Amato**

Assignment 6
SI 622
Judy Olson
Mailbox #261
February 23, 2005

EXECUTIVE SUMMARY

This report provides a detailed analysis of the heuristic evaluation process used to evaluate iTunes, Apple's digital music application. The evaluation itself was performed using the heuristic evaluation usability method, based on heuristics provided by Jakob Nielsen. This method consists of evaluators comparing a pre-defined set of usability principles to an application or website while attempting to complete a system task.

For this project, nine heuristics were used, focusing on the core functionalities of iTunes: importing, organizing and playing digital music and burning CDs. The goal of this evaluation was to identify major usability flaws within the iTunes interface through the application of these nine heuristics:

1. Use Aesthetic and Minimalist Design
2. Effective Menu/Command Structure
3. Use Simple and Natural Language
4. Minimize User's Memory Load
5. Be Consistent
6. Provide Feedback
7. Provide Clearly Marked Exits
8. Deal with Errors in a Positive Manner
9. Provide Help

The usability problems found from this evaluation are clustered into eleven areas and are ranked according to their severity and ease with which the problem can be solved. The seven most severe and easiest to fix problems are:

1. **Inconsistencies between menus and buttons**
2. **Some language does not correspond with user terminology**
3. **There are buttons that the user may not realize are buttons**
4. **Not all buttons have tooltips**
5. **Some inconsistencies with Windows operating standards**
6. **Undo commands basically unsupported**
7. **Modal interface causes inconsistency in available features**

The last four usability problems that are not discussed in detail in this report are: "Help content uses different terminology than application," "Default text in interface is difficult to read," "Similar buttons in different areas do different things," and "System does not always provide user with enough information about the task being performed." These problems are not discussed in detail because evaluators have classified them as superficial usability problems that should be fixed only if extra time is available.

INTRODUCTION

This report describes the heuristic evaluation process and findings for Apple's iTunes digital music application. It begins with summary information describing the product and its target population, and then continues with an overview of the heuristic evaluation technique in general, the specific goals of this project, and the heuristics used in our walk-through of the application. Following is a summary of the major problems identified by the heuristic evaluation and a more detailed exploration of the findings related to these specific problems prioritized according to their severity and impact on the user experience. The report concludes with a list of resources related to heuristic evaluation and a detailed list of the actual heuristics used in the evaluation.

PRODUCT INFORMATION

Product Description

iTunes is a digital music application that allows both Windows and Mac users to create and manage their digital music library on their computer. Users can rip songs from their favorite CDs to store as MP3s in the music library; they can make their own mixes by creating customized play lists, including smart play lists; and they can burn play lists to CD. While listening to music, users can watch visualizations either in the iTunes window or as a full screen graphic. iTunes also interfaces easily with iPod, Apple's popular MP3 player, for simple transfer of music between the computer and the mobile device. A unique feature of iTunes is the iTunes® Music Store where users can search for and buy music for 99 cents a song without having to subscribe to anything. iTunes can be downloaded free from the Apple website - www.apple.com.

Target Population

iTunes is targeted to people using computers running MacOS X, Windows 2000 or Windows XP. In addition, anyone who listens to, organizes, or downloads digital music is part of the target population. There are no specific demographic targets identified.



Figure 1: iTunes Interface

HEURISTIC EVALUATION TECHNIQUE

Methodology

The heuristic evaluation usability method was used to produce the findings summarized in this report. According to renowned usability expert Jakob Nielsen, a “heuristic evaluation involves having a small set of evaluators examine the interface and judge its compliance with recognized usability principles (the ‘heuristics’)” (*How to conduct a heuristic evaluation*). Commonly referred to as a “discount” usability technique (Nielsen, 1993, p. 160), this method allows evaluators to discover possible usability problems in a product or application in a single afternoon. Later, more expensive and extensive user testing can investigate the usability problems identified through heuristic evaluation. When conducting a heuristic evaluation, evaluators compare a pre-defined set of specific usability principles with a product or web site interface while attempting to accomplish actual system tasks. Evaluators may either work individually, combining findings later, or they may perform the evaluation at the same time with each individual focusing on several different heuristics.

Specific Project Goals

For this project, three evaluators developed and used a set of nine heuristics to discover usability problems in the iTunes digital music application interface. This evaluation focused on the core functionality of the iTunes interface: importing, organizing, and playing digital music and burning CDs. The interaction with Apple’s iPod MP3 player and the iTunes online Music Store were not investigated. The evaluators each prepared results for two heuristics individually, and then all three evaluated the remaining heuristics together in a joint product walk-through. Larger problem areas and severities were reached through group consensus. The CUE heuristic evaluation tool was not used in the preparation of this report.

The goal of this project was to identify major usability flaws in the iTunes digital music application using established heuristic evaluation techniques. In addition, the heuristic evaluation revealed controversial situations where the application may violate traditional heuristics while remaining usable for the actual user. Once these usability problems were identified, they were prioritized. Selected areas will be investigated further through user testing.

Heuristics Used

Many of the most commonly available lists of heuristics are specifically oriented toward the evaluation of web sites. As a computer application, iTunes has a different interface and navigation style than a traditional web site. To best accommodate these needs, we combined a set of ten heuristics suggested by Jakob Nielsen (1993) and a set of nine design principles suggested by Saul Greenberg, a professor of Human-Computer Interaction at the University of Calgary (*Design Principles and Usability Heuristics*). To aid in the evaluation process, the broad heuristics were supplemented with more descriptive notes and examples borrowed from Olson (lecture notes, February 10, 2005). The nine heuristics used to evaluate the iTunes application are summarized below and listed in full detail in Appendix A.

Number	Broad Heuristic
1	Use Aesthetic and Minimalist Design
2	Effective Menu/Command Structure
3	Use Simple and Natural Language
4	Minimize User's Memory Load
5	Be Consistent
6	Provide Feedback
7	Provide Clearly Marked Exits
8	Deal with Errors in a Positive Manner
9	Provide Help

Prioritization of Problems

In order to usefully group the findings resulting from this heuristic evaluation process, we clustered specific instances of heuristic violations into eleven problem areas. To further understand the impact of each of these problems, we estimated both its severity in terms of usability principles and the ease with which the problem might be solved. Problem severity ratings were impacted by the frequency with which the problem occurred, the ease with which the user could overcome the problem, and the persistence of the problem—whether it could be solved once or would bother the user every time a task was attempted. This resulted in a dual rating for each problem found, which was used to prioritize the problem areas for presentation in this report. The tables below define the severity and ease of fix rating systems applied. Severity ranks are based on those defined by Jakob Nielsen (*Severity ratings for usability problems*).

Severity Rankings	
Rating	Definition
0	Violates a heuristic but doesn't seem to be a usability problem.
1	Superficial usability problem: may be easily overcome by user or occurs extremely infrequently. Does not need to be fixed for next release unless extra time is available.
2	Minor usability problem: may occur more frequently or be more difficult to overcome. Fixing this should be given low priority for next release.
3	Major usability problem: occurs frequently and persistently or users may be unable or unaware of how to fix the problem. Important to fix, so should be given high priority.
4	Usability catastrophe: Seriously impairs use of product and cannot be overcome by users. Imperative to fix this before product can be released.

Ease of Fixing Rankings	
Rating	Definition
0	Problem would be extremely easy to fix. Could be completed by one team member before next release.
1	Problem would be easy to fix. Involves specific interface elements and solution is clear.
2	Problem would require some effort to fix. Involves multiple aspects of the interface or would require team of developers to implement changes before next release or solution is not clear.
3	Usability problem would be difficult to fix. Requires concentrated development effort to finish before next release, involves multiple aspects of interface. Solution may not be immediately obvious or may be disputed.

SUMMARY OF FINDINGS

After completing the heuristic evaluation of the iTunes digital music application, we identified eleven problem areas that violate traditional usability principles. These problems have been prioritized below, with the most severe and easiest to fix problems listed first. It illustrates that iTunes has the largest number of usability problems in the area of consistency – this heuristic was violated in six of the eleven problem areas. Particularly for Windows users unfamiliar with the traditional Apple interface elements, there may also be significant memory load problems (Heuristic #4 – Minimize user’s memory load). While these areas may not be considered problematic by Apple users, Windows users are part of the iTunes target population. To better support this part of their target population, iTunes developers may need to add additional customization to the Windows version of iTunes. Of the eleven identified problem areas, the seven most severe will be discussed in more detail in this report.

#	Problem	Severity Ranking	Ease of Fixing Ranking	Heuristic Number	Broad Heuristic
1	Inconsistencies between menus and buttons.	3	1	#5	Be Consistent
2	Some language does not correspond with user terminology.	3	1	#3	Use Simple and Natural Dialog
3	There are buttons that the user may not realize are buttons.	3	2	#1, #4, #5	Aesthetic and minimalist design; Minimize user’s memory load; Be consistent
4	Not all buttons have tooltips.	2	1	#4	Minimize user’s memory load
5	Some inconsistencies with Windows operating system standards.	2	3	#4, #5	Minimize user’s memory load; Be consistent
6	Undo commands basically unsupported.	2	3	#7	Provide clearly marked exits
7	Modal interface causes inconsistency in available features.	2	3	#5	Be Consistent
8	Help content uses different terminology than application.	1	0	#5, #9	Be Consistent; Provide Help
9	Default text in interface is difficult to read.	1	2	#1	Aesthetic and Minimalist Design
10	Similar buttons in different areas do different things.	1	2	#5	Be Consistent
11	System does not always provide user with enough information about the task being performed.	1	3	#6, #8	Provide feedback; Deal with errors in a positive manner

SPECIFIC PROBLEM AREAS

1. Inconsistencies between menus and buttons

#	Problem	Severity Ranking	Ease of Fixing Ranking	Heuristic Number	Broad Heuristic
1	Inconsistencies between menus and buttons.	3	1	#5	Be Consistent

Problem:

While importing and organizing digital music within the iTunes interface, evaluators noticed inconsistencies between language used in the menus, buttons, and tooltips available within the interface. These problems violate heuristic #5, which states that vocabulary, labeling, and functionality should be consistent within specific tasks and across the interface as a whole. This problem area is ranked as a major usability problem because it occurs in various places throughout the interface and also because it cannot be solved by any specific action on the part of the user. Instead, the user must learn to associate different terminology with the same task, increasing the amount of time required to learn the task. In addition, users may simply become confused by this variant terminology. If the menu bar and the contextual right-click menus are not consistent in the options offered, users may be fooled into believing that a specific task cannot be performed.

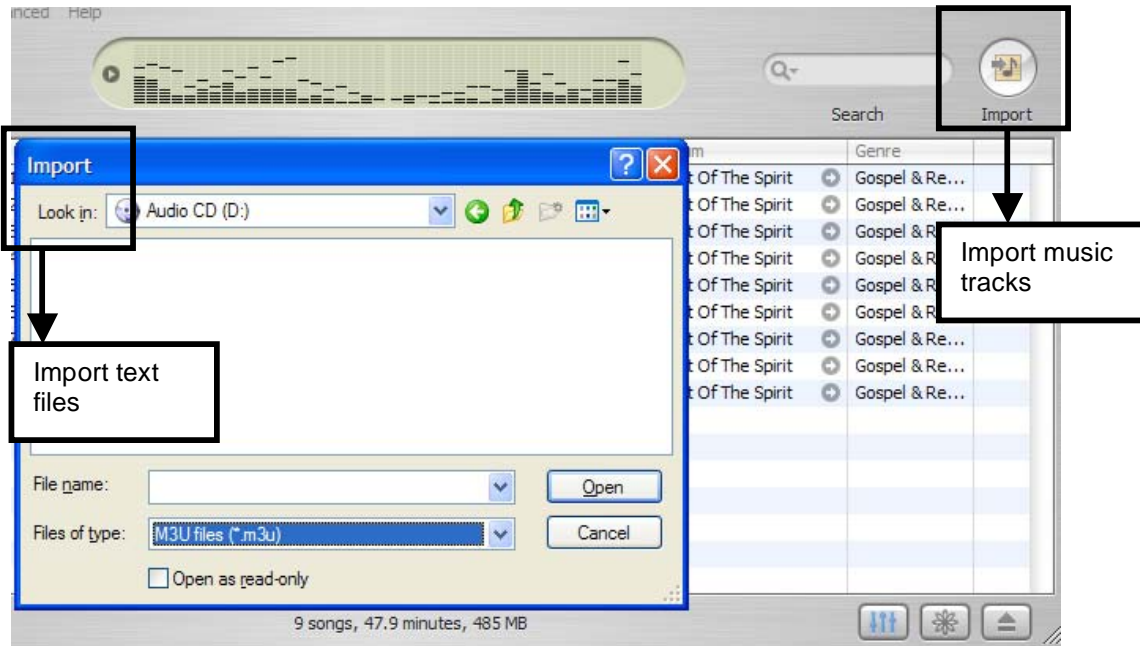
Evidence:

This problem occurs throughout the iTunes interface. It would require an even more complete evaluation by designers and usability professionals to discover all inconsistencies. However, specific examples of varying language were noted by the evaluators:

Button/Tooltip Text	Menu Text
Import	Add File to Library
Burn Disc	Burn Playlist to Disc
Visual Effects	Visualizer

The difference in import terminology above is exacerbated by the fact that there is also a menu option labeled “Import...” However, this menu option attempts to import a .txt, .xml, or .m3u file and cannot be used to import music tracks.

In addition, a specific problem was noted with consistency between menus. While the right-click contextual menu includes options to copy and delete (“clear”) a song in the library, it does not have an option to paste that song elsewhere. In contrast, both the Copy and the Paste options are enabled in the Edit menu.



Recommendation:

The obvious and simple solution to this problem is to perform a vocabulary analysis for this application. Specifically, terminology used for buttons and tooltips in the application interface should be compared with terminology used for the same functionality when accessed through the menu. Once variant terminology has been discovered, designers and developers can work together to establish the desired language for each function and then implement that language throughout all aspects of the interface. While this would require coordination of effort, actually changing the text used in the interface should be fairly simple.

2. Some language does not correspond with user terminology

#	Problem	Severity Ranking	Ease of Fixing Ranking	Heuristic Number	Broad Heuristic
2	Some language does not correspond with user terminology.	3	1	#3	Use Simple and Natural Dialog

Problem:

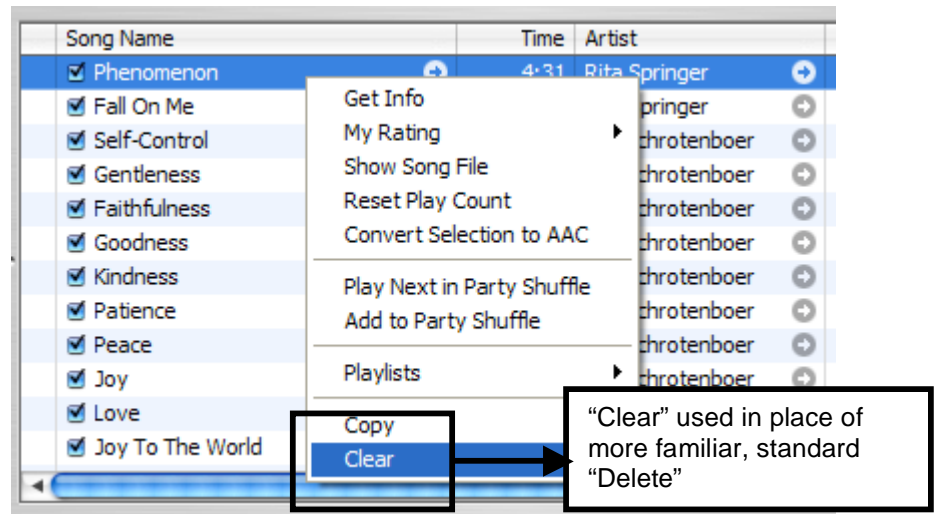
In some cases, even when evaluators found that language was consistent throughout the iTunes interface, the language chosen did not correspond well with the user’s terminology and expectations. This violates the third heuristic, which guides designers to use simple and natural dialog. As discussed in lecture, terms used by iTunes should be “as close as possible” to the words that users would normally use when describing or thinking about an object or task (J.

Olson, February 10, 2005). In consciously choosing language that is both task-based and user-oriented, iTunes designers can help new users locate the functions they need. In situations where the language does not correspond, users may once again be required to “experiment” before discovering a specific feature or option. This problem is ranked as a major usability problem because it impairs the user’s awareness and use of existing iTunes functionality

Evidence:

The use of language that does not correspond with user terminology is not a widespread problem in iTunes. However, there are several specific, important instances where unusual language may obscure the completion of routine tasks. A user looking to delete a song from their Music Library (or from any play list), may expect to find a “delete” option when right-clicking the song or opening the Edit menu. However, the term chosen by iTunes designers to represent the delete functionality is “Clear.” It was only by accident that the evaluators discovered that “clear” really means “delete” in iTunes.

Another situation where iTunes language does not match user language and expectations is the “Add file to library” option in the File menu. This option can be used to import audio tracks from a CD, as well as from another location on the hard drive. However, users are more familiar with the term “track” than the term “file” and thus may be confused by this terminology.



Recommendation:

As with the first problem area, a thorough analysis of the vocabulary used in iTunes would help point out situations where its language may differ from that commonly employed by users. Once again, iTunes designers and developers could work together to define more appropriate terminology for these situations. Obtaining input from actual users would also be helpful in identifying the most recognizable terminology. Once decisions were made about specific language, it would be a relatively simple task to change the text used in iTunes’ buttons and menus.

3. There are buttons that the user may not realize are buttons

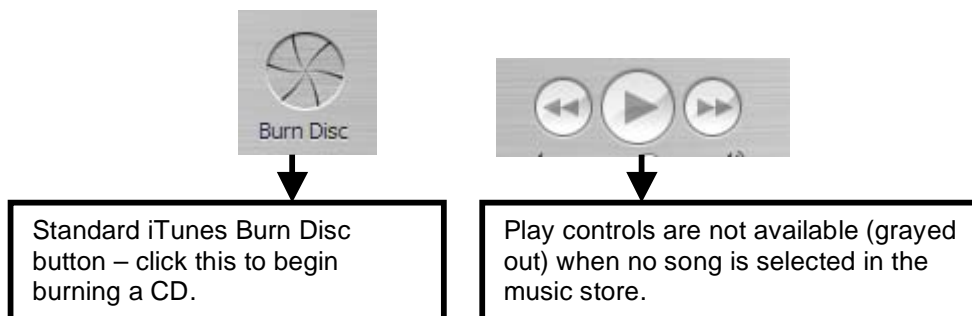
#	Problem	Severity Ranking	Ease of Fixing Ranking	Heuristic Number	Broad Heuristic
3	There are buttons that the user may not realize are buttons.	3	2	#1, #4, #5	Aesthetic and minimalist design; Minimize user's memory load; Be consistent

Problem:

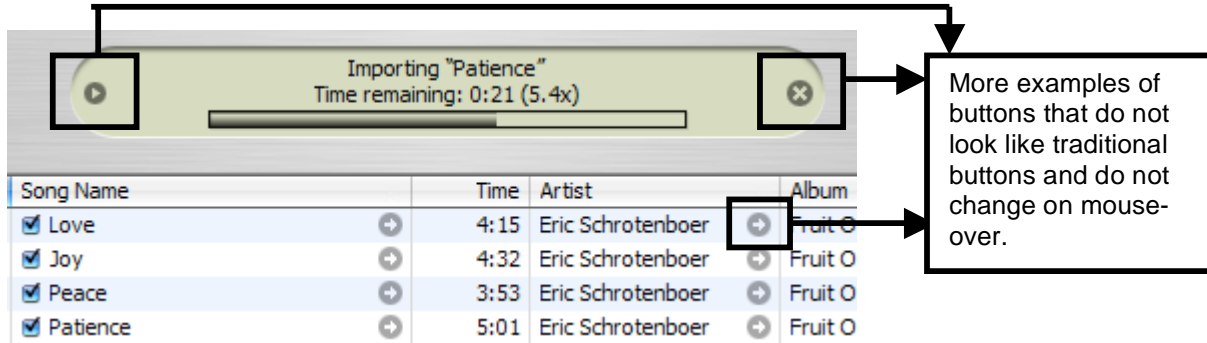
A widespread problem encountered throughout the iTunes interface is the use of clickable buttons that do not appear to be buttons. Part of this confusion stems from the fact that iTunes originated as an application for the Macintosh, but is now also used on Windows machines. Choice of color for some buttons also contributes to their mis-identification. This problem area violates heuristics #1 and #4 (Aesthetic and minimalist design & Minimize user's memory load), which suggest that buttons should be graphically designed in such a way that the image or symbol and colors used help communicate the purpose of the button. This is important both in creating an appealing visual design and in minimizing the user's memory load when using the buttons. Graphic design and behavior of buttons should also be consistent with the standards set in other applications available for a specific computing platform. By designing buttons that are obvious, intuitive, and consistent with other programs, iTunes designers can help reduce the learning curve for new iTunes users as well as help make power users aware of shortcuts available through the interface.

Evidence:

There are several specific instances where portions of the iTunes interface that are clickable buttons "hide" their functionality from users. Two of the three evaluators commented on the Burn Disc button used in iTunes. The button is the same gray color as the iTunes interface, and appears to be a closed hatch-style door. These evaluators were confused by the meaning conveyed by the color and symbol choice—they thought that the gray color choice and the closed doors indicated that the Burn Disc icon was not available because the computer did not have a CD burner. As the images below illustrate, iTunes uses a very similar gray color in other places in the interface to indicate menu options or buttons that are not available.



iTunes also makes use of a number of small, round, clickable buttons in the interface. Many of these buttons are gray, which once again suggests to users that they may not be enabled. In addition, unlike other Windows applications, these buttons do not change upon mouse-over. Therefore, the user has no hint that they are actually buttons unless he or she actually clicks on one to see what will happen.



Recommendation:

Solving this problem poses a more difficult design challenge in part because it would likely be difficult to find a solution acceptable to all interested parties. The conscious choice to make the iTunes interface as simple as possible meshes well with the use of small, simple buttons. However, a change in button color might help the clickable areas of the iTunes interface stand out from its gray background. In addition, it would also be helpful to highlight or change the color of the button when the user moves the mouse over it. This technique is used in many Windows applications to indicate to the user that a specific image or symbol is actually a clickable button.

4. Not all buttons have tooltips

#	Problem	Severity Ranking	Ease of Fixing Ranking	Heuristic Number	Broad Heuristic
4	Not all buttons have tooltips.	2	1	#4	Minimize user's memory load

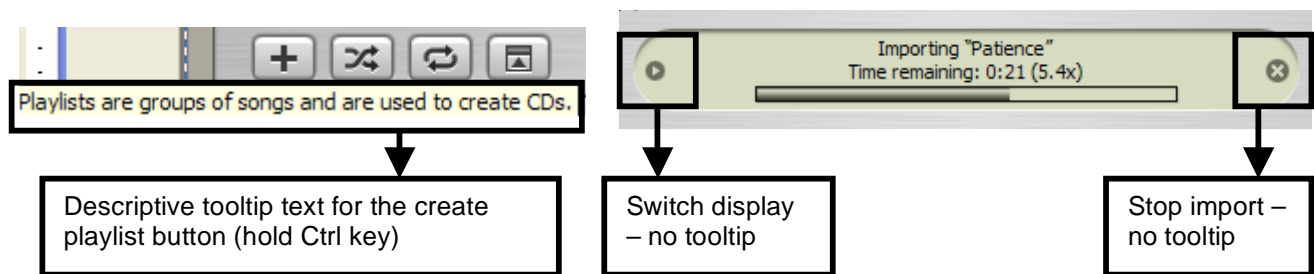
Problem:

The use of tooltips that appear when a user moves the mouse over a button has become a common practice in many graphical applications. These tooltips generally provide very succinct descriptions of that button's functionality in order to assist users in identifying the correct button for the task at hand. Tooltips for small graphical buttons can also play the role of reducing the user's memory load, as do permanent labels on other buttons. With tooltips, a user does not have to remember exactly what each button does—they can look it up almost instantaneously.

Without tooltips, users run the risk of mis-identifying the functionality that button designers attempt to communicate through choice of color and symbol. In addition, they have to remember what function the button performs, which violates heuristic #4—Minimize user’s memory load. Unfortunately, some buttons with important functionality in the iTunes interface do not have appropriately descriptive tooltips. Since this problem occurs only with a small subset of the buttons available in the iTunes interface, it has been ranked as a minor usability problem.

Evidence:

The majority of the buttons in iTunes do indeed have descriptive tooltips associated with them. In fact, holding down the Ctrl key will display even more descriptive text for many buttons. However, the small buttons described in the previous problem area usually lack any tooltip text describing their purpose. This is especially problematic when these buttons provide access to important functionality. For instance, the small, round ‘x’ button on the right side of the display bar at the top of the iTunes interface can be used to stop importing or burning a CD. However, most users are probably not aware of this button’s functionality due to its lack of description.



Recommendation:

To solve this problem, descriptive tooltip text should be added to every button in the iTunes interface. This task would not be difficult for a developer to accomplish. The more complex part of this recommendation lies in determining appropriate language for these descriptive tooltips. Yet, since each of the currently unlabeled buttons generally has a clear functionality, even this step should not be difficult to complete. For example, a simple ‘Stop’ tooltip for the small ‘x’ button in the display bar would cover the variety of modes in which the button can be used to terminate the current action.

5. Some inconsistencies with Windows operating system standards

#	Problem	Severity Ranking	Ease of Fixing Ranking	Heuristic Number	Broad Heuristic
5	Some inconsistencies with Windows operating system standards.	2	3	#4, #5	Minimize user’s memory load; Be consistent

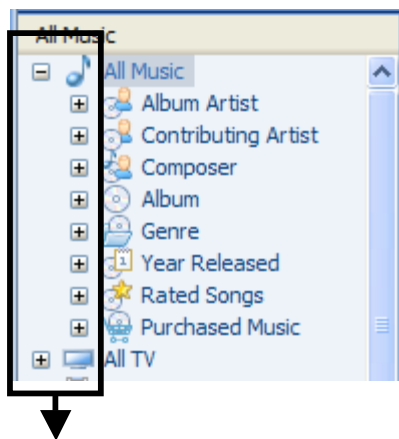
Problem:

Another issue observed by the evaluators was the challenges presented by maintaining an application for two computing platforms (Windows and Macintosh) that have different design standards. The Microsoft Windows version of iTunes was used in this heuristic evaluation. Two of the evaluators use Windows as their primary computing platform while the third prefers to use a Macintosh. Thus, we were suited to evaluate aspects of the iTunes interface that were standard for Macintosh users but unfamiliar to Windows users. By maintaining consistency with standards used throughout an operating system, iTunes designers can minimize the user's need to remember application-specific methods to perform common tasks (Heuristic #4—Minimize user's memory load & Heuristic #5—Be consistent) . This usability problem was ranked as minor because it occurred infrequently during the heuristic evaluation and did not seriously impair overall use of the iTunes interface.

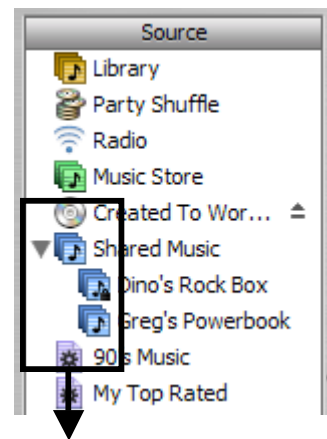
Evidence:

In general, the iTunes interface has the look and feel of a Macintosh application, rather than a Windows application. In most situations, this look and feel does not prevent Windows users from accomplishing desired tasks. However, there are a few (at least) specific instances where more thorough integration of Windows standards would be helpful to Windows users and would not require a significant change in the overall look and feel of the application.

One of these situations occurs when there are multiple entries under Shared Music in the Source window. For the most part, the sources form a single-level list that is not hierarchical. However, when multiple shared music sources are found, they are listed hierarchically below the Shared Music label in the Source window. A rightward-pointing triangle is used to indicate that the Shared Music label can be expanded to reveal multiple entries beneath it. However, both evaluators who primarily used Windows machines did not realize that this triangle could be clicked to expand the Shared Music source. In fact, they did not even realize that the computer had acquired multiple shared music sources since iTunes gave no other indications, and the Shared Music label was not expanded by default.



Hierarchy browsing symbols traditionally used in Windows applications (from Windows Media Player)



Triangle hierarchy browsing symbol is not intuitive for Windows users.

Recommendation:

For the Windows version of iTunes, the more standardized '+' and '-' hierarchy browsing symbols could be used to indicate sub-levels within the Source list. However, we also recommend that a deeper solution would be for iTunes designers to complete a full inventory of the iTunes interface to discover other elements that prove extremely unintuitive for the Windows users in their target population and could easily be adjusted for the Windows version of iTunes. It would be simple for iTunes developers to replace the Macintosh-oriented symbol for browsing hierarchies with the Windows-oriented symbols. However, this problem is rated as requiring some effort to fix because the implementation of this recommendation throughout the entire interface would require much negotiation as to which aspects should be and could be changed without altering the overall look and feel of the application.

6. Undo commands basically unsupported

#	Problem	Severity Ranking	Ease of Fixing Ranking	Heuristic Number	Broad Heuristic
6	Undo commands basically unsupported.	2	3	#7	Provide clearly marked exits

Problem:

As a rule, general computer users are accustomed to being able to back out of a change or mistake they make by selecting UNDO. This command can be found in almost every computer application. Unfortunately the UNDO command has limited support for undoing user actions in iTunes. Furthermore, where it *is* supported it exhibits quirky behavior. This violates the seventh heuristic, Provide clearly marked exits, which emphasizes that users should be able to undo or back out of unwanted system states easily. The problem is ranked as minor since the changes and mistakes are easy enough to overcome, but could be simplified more.

Evidence:

Supported and Quirky: While UNDO is supported during the editing of the ID3 tag information either directly in the interface or via the song info window, it has some apparent issues. When editing tag information in-line in the interface, UNDO is only available while you have a tag highlighted and are actively editing it. Once a change is made the UNDO command is grayed out and it is impossible to back out of the change made without re-editing the tag, which requires that the user remember its initial state. In the song info dialog box, the same basic behavior exists, though with a quirky twist. A user can UNDO a change made while in the field just edited. Moving to another field and attempting to UNDO the change results in the first letter of the field in which the cursor resides being replaced with a space while the change made in the

previous field remains. If UNDO is again selected, the cursor moves to the start of the field. Another attempt to UNDO will not work because it is grayed out at that point. Moving back to the changed field the user again has the opportunity to UNDO, and doing so will indeed undo the change made. At this point UNDO remains active and will result in replacing the first character of the field with a space.

Unsupported: When a song is deleted from a playlist the action cannot be undone since UNDO remains grayed out. The only way to recover from the song deletion is to re-import the song into the library. In addition when the song order is rearranged in a playlist it cannot be undone via the UNDO command.

Recommendation:

One obvious and simple solution to the tag editing problem would be to only enable the UNDO command when changes to a tag are made and not allow UNDO to change a field that hadn't already been changed by the user. In addition, undo support for backing out of modifications made to a play list, either through deletion or reordering, should be enabled. The ability for a user to recover from accidentally deleting a song without having to re-import it would greatly enhance the user experience.

7. Modal interface causes inconsistency in available features

#	Problem	Severity Ranking	Ease of Fixing Ranking	Heuristic Number	Broad Heuristic
7	Modal interface causes inconsistency in available features.	2	3	#5	Be Consistent

Problem:






To maintain complete consistency throughout an interface, “the same information should be presented in the same location on all screens and dialog boxes and it should be formatted in the same way” (Nielsen, 1993, p. 132). In addition, usability principles recommend avoiding “modes” in application interfaces which permit access to different functionality according to the current mode. An example of this problem given in class is the Print Preview mode of Microsoft Windows which does not allow the user to actually edit the document he or she is previewing.

In some ways, iTunes also presents a modal interface to users. The functionality available in the interface changes based on the currently selected music source. This violates the fifth heuristic, which counsels designers to maintain complete consistency throughout the interface. In many instances, a change in Source hides available functionality by making it available only from the menu. In other instances, interface tools are available on an inconsistent basis between different source modes. In general, buttons seem to change based on the currently selected Source. This usability problem is ranked as minor primarily because it is unclear whether its manifestation in

the interface actually makes the application more confusing for users. According to survey results, the iTunes interface is generally considered simple and easy to use. Fixing this problem might actually make a simple interface more complicated and more difficult to use.

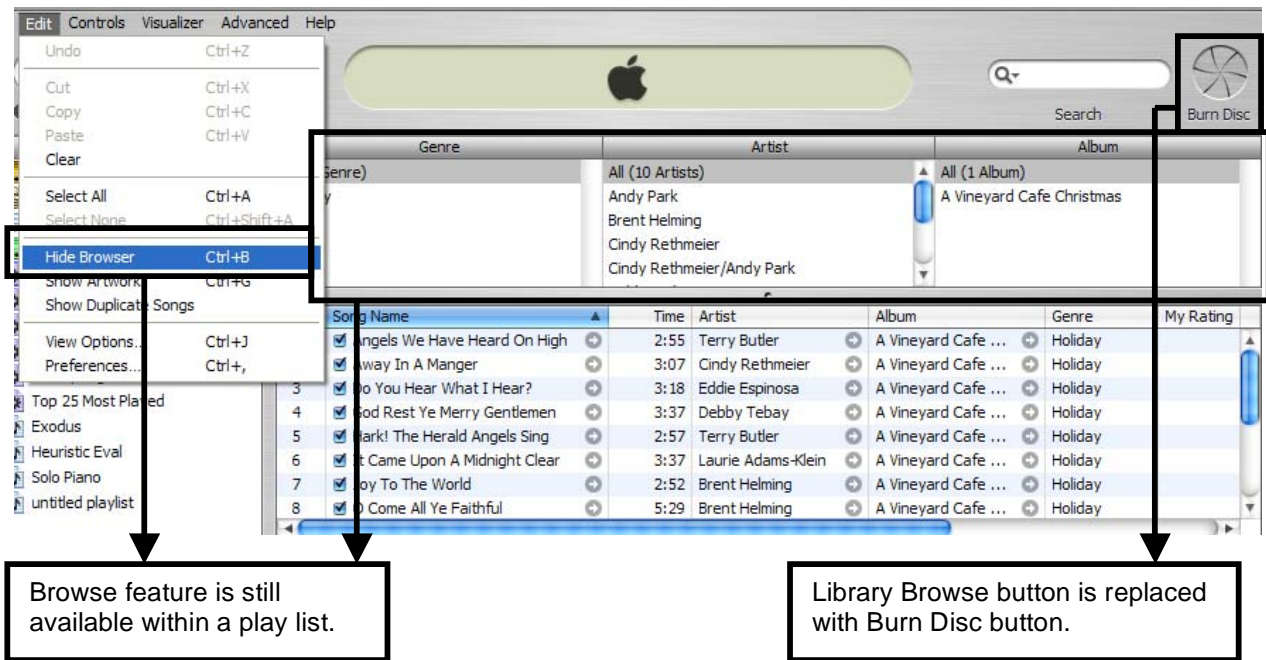
Evidence:

The largest button in the interface (next to the search box), changes based on the Source currently selected in the iTunes interface. It rotates between five different functions that are displayed in the table below.

Source window selection	Button displayed next to Search box
Library, Music Store	 Browse
Audio CD	 Import
Playlist, Smart Playlist, Shared Music	 Burn Disc
Party Shuffle, Radio	 Refresh
Visualizer <i>Note: the Visualizer is not an option in the Source List, but is available from a button in the interface</i>	 Options

While the changes in the button attempt to provide easy access to the most frequently-used feature within a specific mode, they can be disorienting to users and can cause confusion about the availability of features between different modes.

For example, the button is labeled “Browse” when the Library source is selected. It then becomes the “Burn Disc” icon when a play list is selected. However, the Browse functionality is still available within a play list through the Edit menu. Since the Browse button disappears, many users (including the evaluators) may assume that the Browser is available **only** within the Library.



Recommendation:

The modality of the iTunes interface is a consequence of adopting a simple interface with a consistent layout – Source list on the left, song list on the right. Because the use of modes is tightly integrated with the interface, this usability problem was rated difficult to fix. Any comprehensive solution would require changes to the overall layout of the interface, and it remains unclear whether these changes would actually make the application more usable. Additional user testing on prototype systems might help provide more insight into the issue. However, a preliminary idea would be to provide some sort of drop-down in the area of the Browse/Burn/Import/Refresh button that would list all of the features available from that button. Options that could not be performed within the selected source could be grayed out in the same manner that options are grayed out within the menu system.

SUMMARY

While Apple's iTunes digital music application is generally considered easy to use, a detailed heuristic evaluation based on nine general usability principles revealed a number of specific usability problems. These specific usability problems were clustered into eleven general problem areas and ranked according to severity and the ease with which they could be fixed. The seven most severe problem areas were addressed in more detail in this report, providing information about the general problem, some specific examples, and a high-level recommendation for solving the problem.

The seven most severe and easiest to fix problems are:

1. **Inconsistencies between menus and buttons**
2. **Some language does not correspond with user terminology**
3. **There are buttons that the user may not realize are buttons**
4. **Not all buttons have tooltips**
5. **Some inconsistencies with Windows operating standards**
6. **Undo commands basically unsupported**
7. **Modal interface causes inconsistency in available features**

By investigating these problem areas in more depth and implementing user-centered solutions, iTunes designers will be able to make an already well-designed product even easier to use.

RESOURCES

Greenberg, S. (n.d.). *Design Principles and Usability Heuristics*. Accessed February 23, 2005, at http://pages.cpsc.ucalgary.ca/~saul/hci_topics/pdf_files/heuristics.pdf

Nielsen, J. (1993). "Usability Heuristics." In *Usability Engineering*. San Diego, CA: Academic Press.

Nielsen, J. (n.d.). *How to Conduct a Heuristic Evaluation*. Accessed February 9, 2005, at http://www.useit.com/papers/heuristic/heuristic_evaluation.html

Nielsen, J. (n.d.) *Severity Rankings for Usability Problems*. Access February 22, 2005, from <http://www.useit.com/papers/heuristic/severityrating.html>

Nielsen, J. (n.d.). *Ten Usability Heuristics*. Accessed February 9, 2005, at http://www.useit.com/papers/heuristic/heuristic_list.html

Olson, J. (2005, February 10). *Quick Methods: Checklists, Heuristic Evaluation, Cognitive Walkthrough*. Slides presented in a lecture at University of Michigan School of Information, Ann Arbor, MI.

APPENDIX A: DETAILED HEURISTIC LIST

1. Use Aesthetic and Minimalist Design

- Less is more – less information/less complex structure is easier to understand.
- Extraneous information risks confusing the novice user and slows down the expert user.
- Text size, font, and spacing allow the user to read the font.
- Color is used to highlight current area of work or group functionally related items.
- Screen layout uses gestalt rules for human perception to increase users' understanding of relationships between the dialogue elements.

2. Effective Menu/Command Structure

- Frequently used commands are easily accessible.
- Related commands are grouped together.
- Experienced users have shortcuts to perform frequent operations quickly.

3. Use Simple and Natural Language

- Simplify and shorten text as much as possible.
- Use words, phrases, and concepts that are familiar to the user, rather than system-oriented terms.
- Use words based on the task that the user is trying to accomplish.

4. Minimize User's Memory Load

- Utilize recognition rather than recall.
- Make available tools/options visible to user (no scrolling required).
- Include appropriate labels so that users can easily locate desired buttons/menu options.
- Provide hover text over labeled/unlabelled buttons.
- Use a small number of pervasive rules or generic commands that apply throughout the user interface.

5. Be Consistent

- Vocabulary/labeling should be consistent within tasks.
- The same function/label should do the same thing everywhere throughout the application.
- Same information should be presented in the same location and formatted in the same way on all screens and dialog boxes.

6. Provide Feedback

- Inform the user about what the system is doing.
- Show progress achieved toward goal, particularly if operation takes more than 10 seconds to complete.
- Notify user when a task is completed.

7. Provide Clearly Marked Exits

- Allow user to cancel a system function or leave and unwanted state easily.

- Include cancel buttons in dialog boxes.
- Support generic undo and redo commands throughout the system.

8. Deal with Errors in a Positive Manner

- Error messages indicate specific problem in plain language.
- Error messages suggest a solution to help user solve the problem.

9. Provide Help

- Easy to search for solutions to specific problems.
- Help content is written in a task-oriented fashion.
- Each help section is as self-contained as possible.